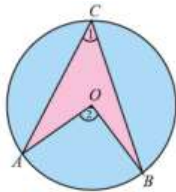
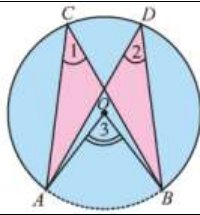
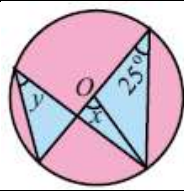
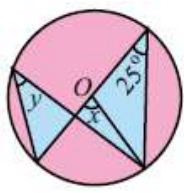
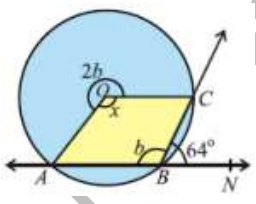

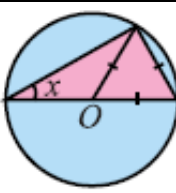
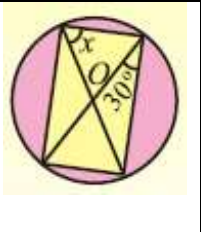
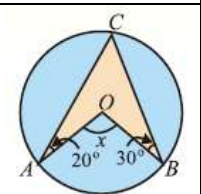


Unit 12 Angle In a Segment of a Circle

| | | | | | | |
|---|--|---|---------------------------------|---|---------------------------------|-------------------------------------|
| 1 | A circle passes through the vertices of right angled $\triangle ABC$, with $m\overline{AC} = 3\text{cm}$, $m\overline{BC} = 4\text{cm}$, $m\angle C = 90^\circ$. Radius of circle is | 1.5 cm | 2.0 cm | 3.5 cm | $\sqrt{2.5}$ cm | |
| 2 | In adjacent circular figure, central and inscribed angles stand on the same arc \widehat{AB} , then |  | $m\angle 1 = m\angle 2$ | $m\angle 1 = 2m\angle 2$ | $m\angle 2 = 3m\angle 1$ | $\checkmark m\angle 2 = 2m\angle 1$ |
| 3 | In the adjacent figure if $m\angle 3 = 75^\circ$, then $m\angle 1$ and $m\angle 2$. |  | $75^\circ, 37\frac{1}{2}^\circ$ | $\checkmark 37\frac{1}{2}^\circ, 37\frac{1}{2}^\circ$ | $37\frac{1}{2}^\circ, 75^\circ$ | $75^\circ, 75^\circ$ |
| 4 | Give that O is center of circle. The angle marked x will be |  | $12\frac{1}{2}^\circ$ | 25° | $\checkmark 50^\circ$ | 75° |
| 5 | Give that O is center of circle. The angle marked y will be |  | $12\frac{1}{2}^\circ$ | $\checkmark 25^\circ$ | 50° | 75° |
| 6 | In the figure, O is center of the circle and \overline{ABN} is a straight line. The obtuse angle $AOC = x^\circ$ is |  | 32° | 64° | 96° | $\checkmark 128^\circ$ |
| 7 | In the figure, O is center of the circle, then the angle x is |  | 55° | 110° | 220° | $\checkmark 125^\circ$ |
| 8 | In the figure, O is center of the circle, then the angle x is |  | 15° | $\checkmark 30^\circ$ | 45° | 60° |

| | | | | | | |
|----|---|---|-----|-----|-------|------|
| 9 | In the figure, O is center of the circle, then the angle x is |  | 15° | 30° | 45° | ✓60° |
| 10 | In the figure, O is center of the circle, then the angle x is |  | 50° | 75° | ✓100° | 125° |

M. Tayyab | <https://hiraacademy.online/>